



# DIY Binoculars

You'll need a pair of binoculars to take on your trek in the next pack. Follow these instructions to design your very own pair.



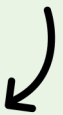
Start with two craft rolls/empty toilet rolls.



Decorate them in any way you like! Suggestion: cut and stick magazine cuttings of greens and browns.




Use tape to wrap around each end, securing the two rolls together. Double up on tape if you want extra hold.



Once fully decorated (and dry) place both rolls side by side, like binoculars.



Ask an adult to make two small holes on the outer of both rolls. (Holes should be at the same end.)



Use these holes to thread through string so that you can hang them around your neck. Secure the string with a big knot on the insides of the rolls.